
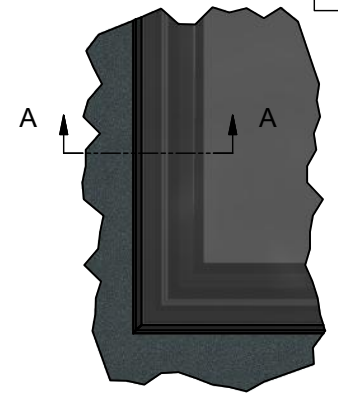
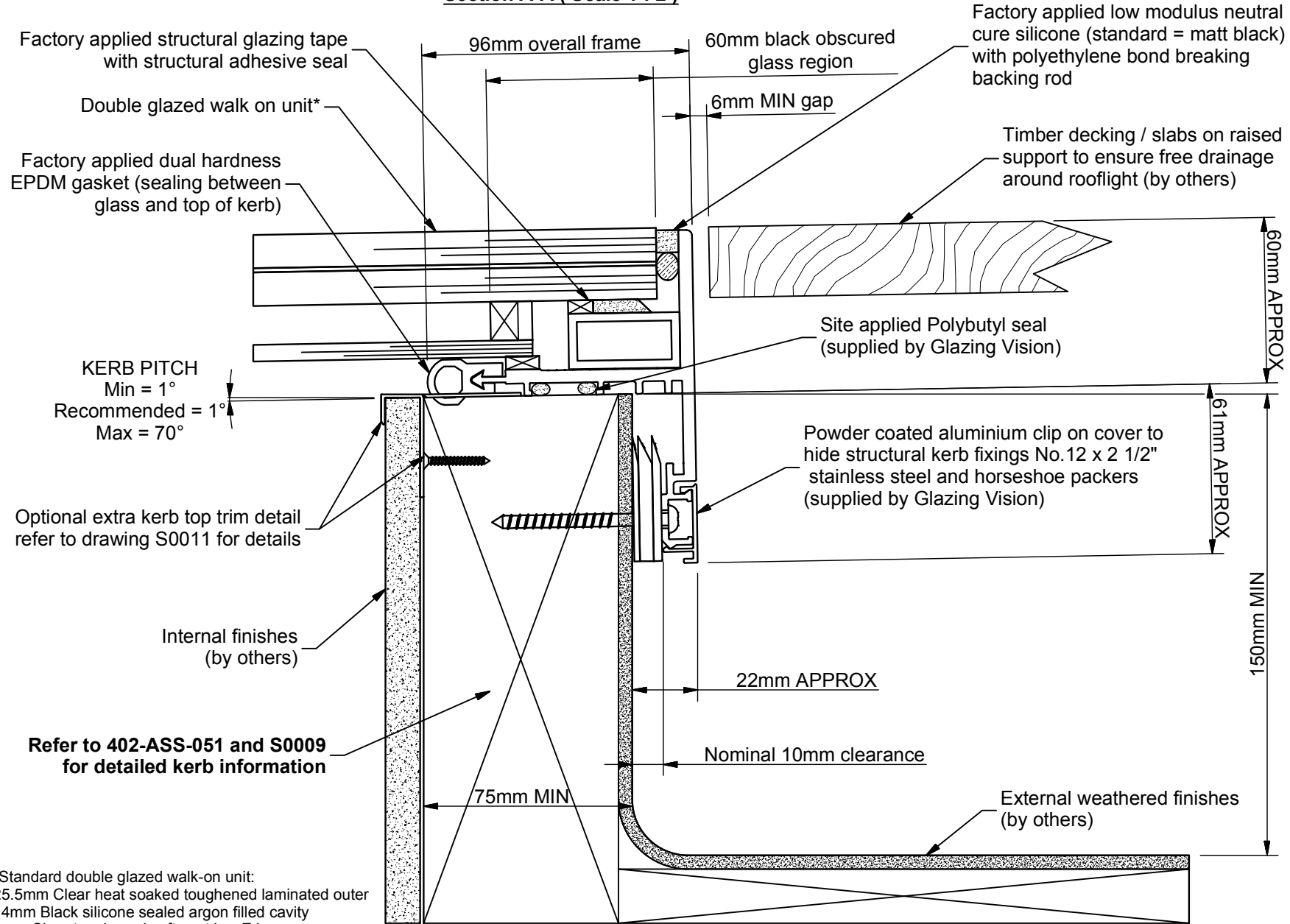


**Section A-A ( Scale 1 : 2 )**



\*Standard double glazed walk-on unit:  
 25.5mm Clear heat soaked toughened laminated outer  
 14mm Black silicone sealed argon filled cavity  
 6mm Clear toughened soft coat low E inner

**GLAZING VISION**  
 Saw Mills Road  
 Diss  
 Norfolk  
 IP22 4RG  
 Tel: +44 (0)333 8000 881  
 Fax: +44 (0)333 8000 882  
 Email: sales@glazing-vision.co.uk  
 Website: www.glazing-vision.co.uk

IT IS GLAZING VISION'S POLICY TO CONTINUOUSLY DEVELOP AND IMPROVE OUR PRODUCTS. AND THEREFORE RESERVE THE RIGHT TO MODIFY OR CHANGE THE DETAIL DESIGN AT OUR DISCRETION AND WITHOUT PRIOR NOTICE. THIS DRAWING IS COPYRIGHT AND THE SOLE PROPERTY OF GLAZING VISION LTD. THE DESIGNS/INFORMATION IT CONTAINS ARE PRIVATE AND CONFIDENTIAL. IT MUST NOT BE COPIED, EXHIBITED OR COMMUNICATED TO THIRD PARTIES FOR ANY PURPOSE OTHER THAN THAT FOR WHICH IT WAS ISSUED WITHOUT THEIR WRITTEN PERMISSION.

Third angle projection unless otherwise noted.  
 Tolerances:  
 Whole numbers = ±1mm  
 One decimal place = ±0.5mm  
 Two decimal places = ±0.2mm  
 Angular = ±0.5 degree  
**IF IN DOUBT - ASK! DO NOT SCALE**  
**Supplier to deburr & remove sharp corners**

Rev	Revision Description	Drawn/Date
N	Re-drawn and changed to new profile	James B 03.10.12
O	Amended to new standard glass specification for Eurocode compliance (NA BS EN 1991-1-1 2002)	PGW 08.08.13

<b>Product:</b> 402 - GV Standard Flushglaze		<b>Checked By:</b>
<b>Description:</b> Walk on Flushglaze kerb mount detail		
<b>Materials:</b> As above		<b>Check Date:</b>
<b>Finish:</b> Std = RAL7015 Grey matt	<b>Drawn By:</b> JamesB	
<b>Weight:</b> N/A	<b>Drawn Date:</b> 03.10.12	
<b>Quantity:</b> N/A		
<b>Scale:</b> 1:2 @ A4	<b>Drawing No:</b> 402-ASS-003	